
Take full control of your card — right from your phone.

The mobile banking app lets you choose how, when and where your card is used.






With Advanced Card Controls, you can:

- Turn your card on and off if it's lost, stolen or being misused
- Get instant alerts when your card is used
- Set dollar limits to keep spending in check
- Prevent transactions that don't match your settings

It's just another way the mobile banking app helps you safely and securely manage your money.

Here's how to set up Advanced Card Controls:

-  Go to the mobile banking app dashboard and select **"Accounts,"** then select the appropriate account
 -  Go to **"Card Management"** and choose a card
 -  Finally, tap **"Alerts and Protection"** and choose the controls you would like to apply to that card
-